

Interim Balance Sheet

ASSETS AND RESOURCES

ASSETS

101 Cash in checking account	\$ 2,723,721.80	
102-106 Other cash equivalents	\$ 53,937.87	
Total cash		\$ 2,777,659.67
108 Investment - Federal Impact Aid reserve account (General)		\$ 183,962.85
111 Investments		\$ 0.00
114 Investment interest receivable		\$ 0.00
116 Capital reserve account		\$ 1,544,342.96
117 Maintenance reserve account		\$ 123,464.00
121 Tax levy receivable		\$ 6,568,704.72
Accounts receivable		
132 Interfund	\$ 2,684.00	
141 Intergovernmental - state	\$ 372,495.72	
142 Intergovernmental - federal	\$ (122,257.00)	
143 Intergovernmental - other	\$ 0.00	
153 Other Accounts Receivable	\$ 0.00	
		\$ 252,922.72
Loans receivable		
131 Interfund	\$ 0.00	
151 Other Loans Receivable	\$ 0.00	
		\$ 0.00
199 Other current assets		\$ 0.00

RESOURCES

301 Estimated revenues (from adjusted budget)	\$ 8,682,930.00	
302 Less: revenues collected or accrued	\$ (6,905,788.64)	
		\$ 1,777,141.36
TOTAL ASSETS AND RESOURCES		\$ 13,228,198.28

LIABILITIES AND FUND EQUITY

LIABILITIES

401 Interfund loans payable		\$ 0.00
402 Interfund accounts payable		\$ 22,543.08
411 Intergovernmental accounts payable - state		\$ 0.00
412 Intergovernmental accounts payable - federal		\$ 0.00
413 Intergovernmental accounts payable - other		\$ 0.00
421 Accounts payable		\$ 335,861.50
422 Judgments payable		\$ 0.00
430 Compensated absences payable		\$ 0.00
431 Contracts payable		\$ 0.00
451 Loans payable		\$ 0.00
481 Deferred revenues		\$ 0.00
499 Other current liabilities		\$ 0.00
Total liabilities		\$ 358,404.58

FUND EQUITY

Appropriated:

753 Reserve for encumbrances - current year			\$	4,408,550.72		
754 Reserve for encumbrances - prior year			\$	205,682.30		
756 Reserved fund balance Impact Aid (General) - July 1, 2021		\$	183,962.85			
611 Add: Increase in Federal Impact Aid Reserve (General)		\$	0.00			
318 Less: Budgeted withdrawal from Federal Impact Aid Reserve (General)		\$	(153,367.00)			
Subtotal - Impact Aid reserve (General)				\$	30,595.85	
758 Reserved fund balance Student Activities - July 1, 2021				\$	0.00	
758 Reserved fund balance Scholarships - July 1, 2021					\$0.00	
761 Reserved fund balance Capital Reserve - July 1, 2021		\$	1,544,277.38			
604 Add: Increase in capital reserve		\$	700.00			
307 Less: Budgeted withdrawal from capital reserve - eligible costs		\$	(2,275,585.00)			
309 Less: Budgeted withdrawal from capital reserve - excess costs		\$	0.00			
317 Less: Budgeted withdrawal from capital reserve - transfer to Debt Svc		\$	0.00			
Subtotal - capital reserve				\$	(730,607.62)	
764 Reserved fund balance Maintenance Reserve - July 1, 2021		\$	123,464.00			
606 Add: Increase in maintenance reserve		\$	120.00			
310 Less: Budgeted withdrawal from maintenance reserve		\$	(37,834.62)			
Subtotal - maintenance reserve				\$	85,749.38	
765 Reserved fund balance Tuition Reserve - July 1, 2021		\$	132,659.00			
311 Less: Budgeted withdrawal from tuition reserve		\$	(132,659.00)			
Subtotal - tuition reserve				\$	0.00	
760 Other reserves				\$	0.00	
771 Designated Fund Balance				\$	0.00	
772 Designated Fund Balance - ARRA/SEMI				\$	0.00	
601 Appropriations		\$	11,662,702.98			
602 Less: expenditures	\$	261,748.06				
603 Less: encumbrances	\$	4,614,233.02	\$	(4,875,981.08)	\$	6,786,721.90
Appropriations less expenditures					\$	10,786,692.53
Unappropriated:						
770 Fund Balance, July 1, 2021				\$	2,257,743.17	
303 Less: budgeted fund balance				\$	(174,642.00)	
Unappropriated fund balance					\$	2,083,101.17
Total fund equity					\$	12,869,793.70
TOTAL LIABILITIES AND FUND EQUITY						
					\$	13,228,198.28

RECAPITULATION OF FUND BALANCE - CURRENT YEAR ACTIVITY

	Budgeted	Actual	Variance
Appropriations	\$ 11,662,702.98	\$ 4,875,981.08	\$ 6,786,721.90
Less: Revenues	\$ (8,682,930.00)	\$ (6,905,788.64)	\$ (1,777,141.36)
Subtotal	\$ 2,979,772.98	\$ (2,029,807.56)	\$ 5,009,580.54
Change in Impact Aid reserve (general)			
Plus - Increase in reserve	\$ 0.00	\$ 0.00	\$ 0.00
Less - Withdrawal from reserve	\$ (153,367.00)	\$ 0.00	\$ (153,367.00)
Change in capital reserve			
Plus - Increase in reserve	\$ 700.00	\$ 65.58	\$ 634.42
Less - Withdrawal from reserve	\$ (2,275,585.00)	\$ 0.00	\$ (2,275,585.00)
Change in maintenance reserve			
Plus - Increase in reserve	\$ 120.00	\$ 0.00	\$ 120.00
Less - Withdrawal from reserve	\$ (37,834.62)	\$ 0.00	\$ (37,834.62)
Change in tuition reserve			
Less - Withdrawal from reserve	\$ (132,659.00)	\$ (132,659.00)	\$ 0.00

Less: adjustment to appropriations for Prior Year Encumbrances	<u>\$ (206,505.36)</u>	<u>\$ (206,505.36)</u>	<u>\$ 0.00</u>
Total current year budgeted fund balance	\$ 174,642.00	\$ (2,368,906.34)	\$ 2,543,548.34
Add: Unappropriated fund balance			<u>\$ 2,083,101.17</u>
Total of budgeted and unappropriated fund balance			<u>\$ 4,626,649.51</u>

Revenues/Sources of Funds

Acct Group	Group Title	Budgeted Est.	Transfers	Adj. Budget	Act to Date	Unrealized Under/(Over)
Recap	From Recap of Fund Balance	174,642.00	206,505.36	381,147.36	(2,162,400.98)	2,543,548.34
307/309/317	Bgtd wdrwl from cap rsv	2,275,585.00	0.00	2,275,585.00	0.00	2,275,585.00
310	Bgtd wdrwl from maint rsv	0.00	37,834.62	37,834.62	0.00	37,834.62
311	Bgtd wdrwl from tuition rsv	132,659.00	0.00	132,659.00	132,659.00	\$0.00
318	Bgtd wdrwl Impact Aid Rsv (Gen)	153,367.00	0.00	153,367.00	0.00	153,367.00
52xx	From Transfers	0.00	0.00	0.00	0.00	0.00
1xxx	From Local Sources	6,573,266.00	0.00	6,573,266.00	6,905,788.64	(332,522.64)
2xxx	From Intermediate Sources	0.00	0.00	0.00	0.00	0.00
3xxx	From State Sources	2,109,664.00	0.00	2,109,664.00	0.00	2,109,664.00
4xxx	From Federal Sources	0.00	0.00	0.00	0.00	0.00
5xxx	From Other Sources	0.00	0.00	0.00	0.00	0.00
Grand Totals		11,419,183.00	244,339.98	11,663,522.98	4,876,046.66	6,787,476.32

Fund 10 (General Fund)

Account Group	Group Title	Original Bgt	New App/Tmsf	Revised Bgt	Expenditures	Encumbrances	Avail Balance	Refunds
Regular programs-Instruction		556,639.00	0.00	556,639.00	0.00	31,240.00	525,399.00	0.00
Grand Totals for fund 10:		556,639.00	0.00	556,639.00	0.00	31,240.00	525,399.00	0.00

Fund 11 (Current Expense Fund)

Account Group	Group Title	Original Bgt	New App/Tmsf	Revised Bgt	Expenditures	Encumbrances	Avail Balance	Refunds
Regular programs-Instruction		1,679,939.00	(2,783.75)	1,677,155.25	23,028.75	1,638,061.50	16,065.00	0.00
Regular programs-Undistrib Instruction		155,500.00	4,154.75	159,654.75	823.06	34,336.17	124,495.52	0.00
Special education-Resource room		225,600.00	96.62	225,696.62	6,994.50	213,502.12	5,200.00	0.00
Curricular activities-instruction		14,000.00	0.00	14,000.00	0.00	14,000.00	0.00	0.00
Athletic programs-instruction		16,000.00	0.00	16,000.00	0.00	16,000.00	0.00	0.00
Undistributed expense-instruction		2,201,423.00	0.00	2,201,423.00	0.00	137,120.00	2,064,303.00	0.00
Attendance and social work svcs		36,500.00	0.00	36,500.00	0.00	36,500.00	0.00	0.00
Health services		90,008.00	0.00	90,008.00	2,218.00	67,790.00	20,000.00	0.00
Other support svc-Related svcs		294,908.00	0.00	294,908.00	3,281.50	64,726.50	226,900.00	0.00
Other support svc-Extra. svcs		86,620.00	0.00	86,620.00	1,596.00	85,024.00	0.00	0.00
Other support svc-students-reg		32,000.00	0.00	32,000.00	0.00	32,000.00	0.00	0.00
Other support svc-students-spec		129,408.00	1,250.00	130,658.00	2,000.00	120,658.00	8,000.00	0.00
Impr of inst-other sup-instruc		120,400.00	0.00	120,400.00	5,671.68	106,328.32	8,400.00	0.00
Library and educ media		66,500.00	0.00	66,500.00	0.00	63,000.00	3,500.00	0.00
Inst. staff training svcs		6,900.00	0.00	6,900.00	0.00	0.00	6,900.00	0.00
Support svc-general admin		269,200.00	0.00	269,200.00	13,466.68	119,505.67	136,227.65	0.00
Support svc-school admin		85,000.00	0.00	85,000.00	13,033.34	71,966.66	0.00	0.00
Undist Exp Sup Serv Sch Adm		140,350.00	10,815.00	151,165.00	11,550.00	131,865.00	7,750.00	0.00
Undist Exp Adm Technology		64,500.00	56.00	64,556.00	3,416.66	57,177.09	3,962.25	0.00
Required Maint for School Facilities		82,400.00	75,669.24	158,069.24	0.00	52,653.62	105,415.62	0.00
Custodial Serv. & Building Rentals		576,460.00	0.00	576,460.00	13,633.34	251,480.66	311,346.00	0.00
Care & Upkeep of Grounds		6,500.00	3,120.00	9,620.00	0.00	4,620.00	5,000.00	0.00
Security		62,000.00	0.00	62,000.00	0.00	60,000.00	2,000.00	0.00
Student transportation svcs		676,094.00	0.00	676,094.00	4,633.32	153,586.68	517,874.00	0.00
Employee Benefits		1,431,186.00	151,962.12	1,583,148.12	156,401.23	1,051,091.03	375,655.86	827.96
606	Increase in Maint Rsv	120.00	0.00	120.00	0.00	0.00	120.00	0.00
611	Incr in Impact Aid (Gen) Rsv	0.00	0.00	0.00	0.00	0.00	0.00	0.00
Grand Totals for fund 11:		8,549,516.00	244,339.98	8,793,855.98	261,748.06	4,582,993.02	3,949,114.90	827.96

Fund 12 (Capital Outlay Fund)

Account Group	Group Title	Original Bgt	New App/Tmsf	Revised Bgt	Expenditures	Encumbrances	Avail Balance	Refunds
604	Increase in Cap Rsv	700.00	0.00	700.00	65.58	0.00	634.42	0.00
Equip		35,750.00	0.00	35,750.00	0.00	0.00	35,750.00	0.00
Facil acquis/const		2,276,578.00	0.00	2,276,578.00	0.00	0.00	2,276,578.00	0.00
Grand Totals for fund 12:		2,313,028.00	0.00	2,313,028.00	65.58	0.00	2,312,962.42	0.00

Fund 16 (ARRA-ESF)

Account Group	Group Title	Original Bgt	New App/Tmsf	Revised Bgt	Expenditures	Encumbrances	Avail Balance	Refunds
Grand Totals for fund 16:		0.00	0.00	0.00	0.00	0.00	0.00	0.00

Fund 17 (ARRA-GSF)

Account Group	Group Title	Original Bgt	New App/Tmsf	Revised Bgt	Expenditures	Encumbrances	Avail Balance	Refunds
Grand Totals for fund 17:		0.00	0.00	0.00	0.00	0.00	0.00	0.00

Grand Totals for all Subfunds of Fund 10: 11,419,183.00 244,339.98 11,663,522.98 261,813.64 4,614,233.02 6,787,476.32 827.96

Revenues Summary

Acct Group	Group Title	Budgeted Est.	Transfers	Adj. Budget	Act to Date	Unrealized Under/(Over)
Recap	From Recap of Fund Balance	174,642.00	206,505.36	381,147.36	(2,162,400.98)	2,543,548.34
307/309/317	Bgtd wdrwl from cap rsv	2,275,585.00	0.00	2,275,585.00	0.00	2,275,585.00
310	Bgtd wdrwl from maint rsv	0.00	37,834.62	37,834.62	0.00	37,834.62
311	Bgtd wdrwl from tuition rsv	132,659.00	0.00	132,659.00	132,659.00	\$0.00
318	Bgtd wdrwl Impact Aid Rsv (Gen)	153,367.00	0.00	153,367.00	0.00	153,367.00
10-1210-000-000	LCL TAX LEVY	6,572,446.00	0.00	6,572,446.00	6,572,446.00	0.00
10-1300-000-000	TUITION	0.00	0.00	0.00	0.00	0.00
10-1301-000-000	TUITION/AIDE	0.00	0.00	0.00	0.00	0.00
10-1302-000-000	TUITION/THERAPY	0.00	0.00	0.00	0.00	0.00
10-1510-000-000	INT ON INVESTMENTS	120.00	0.00	120.00	2.13	117.87
10-1511-000-000	CAPITAL RESERVE INTEREST	700.00	0.00	700.00	65.58	634.42
10-1980-000-000	REFND PR YR EXP	0.00	0.00	0.00	0.00	0.00
10-1981-000-000	PR YR REVENUE	0.00	0.00	0.00	319,106.37	(319,106.37)
10-1990-000-000	MISC REVENUE	0.00	0.00	0.00	14,168.56	(14,168.56)
10-3111-000-000	CORE CURR STAND	0.00	0.00	0.00	0.00	0.00
10-3120-000-000	TRANSPORT'N AID	0.00	0.00	0.00	0.00	0.00
10-3121-000-000	CATEGORICAL TRANS AID	326,614.00	0.00	326,614.00	0.00	326,614.00
10-3130-000-000	SPEC EDUC AID	0.00	0.00	0.00	0.00	0.00
10-3131-000-000	EXTRAORDINARY AID	0.00	0.00	0.00	0.00	0.00
10-3132-000-000	CATEGORICAL SPEC EDUC AI	257,132.00	0.00	257,132.00	0.00	257,132.00
10-3140-000-000	BILINGUAL EDUC AID	0.00	0.00	0.00	0.00	0.00
10-3150-000-000	AT-RISK AID	0.00	0.00	0.00	0.00	0.00
10-3171-000-000	STABILIZATION AID	0.00	0.00	0.00	0.00	0.00
10-3176-000-000	EQUALIZATION AID	1,425,212.00	0.00	1,425,212.00	0.00	1,425,212.00
10-3177-000-000	CATEGORICAL SECURITY AID	100,706.00	0.00	100,706.00	0.00	100,706.00
10-3178-000-000	ADJUSTMENT AID	0.00	0.00	0.00	0.00	0.00
10-3181-000-000	PARCC Readiness Aid.	0.00	0.00	0.00	0.00	0.00
10-3182-000-000	Per Pupil Growth Aid.	0.00	0.00	0.00	0.00	0.00
10-3183-000-000	Prof. Learning Community Aid.	0.00	0.00	0.00	0.00	0.00
10-3190-000-000	CHARTER SCHOOL AID	0.00	0.00	0.00	0.00	0.00
10-3194-000-000	THIRD CLASS COUNTY PAYM	0.00	0.00	0.00	0.00	0.00
10-3195-000-000	CONSOLIDATED AID	0.00	0.00	0.00	0.00	0.00
10-3196-000-000	ADDTL FORMULA AID	0.00	0.00	0.00	0.00	0.00
10-3197-000-000	OTH STATE AID	0.00	0.00	0.00	0.00	0.00
10-4100-000-000	IMPACT AID	0.00	0.00	0.00	0.00	0.00
10-4101-000-000	Impact Aid (General).	0.00	0.00	0.00	0.00	0.00
10-4200-000-000	MEDICAID	0.00	0.00	0.00	0.00	0.00
16-4520-000-000	ARRA-ESF AID	0.00	0.00	0.00	0.00	0.00
17-4521-000-000	ARRA-GSF AID	0.00	0.00	0.00	0.00	0.00
18-4522-000-000	Education Jobs Fund	0.00	0.00	0.00	0.00	0.00
Grand Totals		11,419,183.00	244,339.98	11,663,522.98	4,876,046.66	6,787,476.32

Minimum Expense General Ledger Report

Fund 10 (General Fund)

Expend. Account #	Account Title	Original Bgt	New App/Trnsf	Revised Bgt	Expenditures	Encumbrances	Avail Balance	Refunds
10-000-100-561	tuition/charter sch	556,639.00	0.00	556,639.00	0.00	31,240.00	525,399.00	0.00
Regular programs-Instruction		556,639.00	0.00	556,639.00	0.00	31,240.00	525,399.00	0.00
Grand Totals for fund 10:		556,639.00	0.00	556,639.00	0.00	31,240.00	525,399.00	0.00

Fund 11 (Current Expense Fund)

Expend. Account #	Account Title	Original Bgt	New App/Trnsf	Revised Bgt	Expenditures	Encumbrances	Avail Balance	Refunds
11-105-100-101	Preschool - Sal of Teachers	66,315.00	0.00	66,315.00	0.00	66,315.00	0.00	0.00
11-110-100-101	PRSC/KDG SAL	266,316.00	0.00	266,316.00	2,312.00	264,004.00	0.00	0.00
11-120-100-101	1-5 SAL TCH	815,690.00	0.00	815,690.00	10,616.75	805,073.25	0.00	0.00
11-120-100-299	Unused Sick Pay-Term/Ret Staff	30,000.00	(2,783.75)	27,216.25	0.00	11,151.25	16,065.00	0.00
11-130-100-101	6-8 SAL TCH	501,618.00	0.00	501,618.00	10,100.00	491,518.00	0.00	0.00
Regular programs-Instruction		1,679,939.00	(2,783.75)	1,677,155.25	23,028.75	1,638,061.50	16,065.00	0.00
11-190-100-340	PCH TECH SVC	41,500.00	0.00	41,500.00	0.00	30,906.88	10,593.12	0.00
11-190-100-500	Other Purchased Services (400-500 Series)	2,000.00	0.00	2,000.00	0.00	0.00	2,000.00	0.00
11-190-100-610	GEN SUPPL	89,000.00	4,154.75	93,154.75	823.06	3,429.29	88,902.40	0.00
11-190-100-890	Misc Expend (field trips)	23,000.00	0.00	23,000.00	0.00	0.00	23,000.00	0.00
Regular programs-Undistrib Instruction		155,500.00	4,154.75	159,654.75	823.06	34,336.17	124,495.52	0.00
11-213-100-101	RR SAL TCH	220,400.00	0.00	220,400.00	6,994.50	213,405.50	0.00	0.00
11-213-100-610	RR GEN SUPPLIES	5,200.00	96.62	5,296.62	0.00	96.62	5,200.00	0.00
Special education-Resource room		225,600.00	96.62	225,696.62	6,994.50	213,502.12	5,200.00	0.00
11-401-100-100	Salaries	14,000.00	0.00	14,000.00	0.00	14,000.00	0.00	0.00
Curricular activities-instruction		14,000.00	0.00	14,000.00	0.00	14,000.00	0.00	0.00
11-402-100-100	Salaries	16,000.00	0.00	16,000.00	0.00	16,000.00	0.00	0.00
Athletic programs-instruction		16,000.00	0.00	16,000.00	0.00	16,000.00	0.00	0.00
11-000-100-561	TU OTH LEA/NJ R	1,334,888.00	0.00	1,334,888.00	0.00	0.00	1,334,888.00	0.00
11-000-100-562	TU OTH LEA/OS R	344,826.00	0.00	344,826.00	0.00	35,960.00	308,866.00	0.00
11-000-100-563	TU CO VOC DST	78,760.00	0.00	78,760.00	0.00	0.00	78,760.00	0.00
11-000-100-566	TU PVT HCP NJ	403,077.00	0.00	403,077.00	0.00	101,160.00	301,917.00	0.00
11-000-100-568	TU STATE FAC	39,872.00	0.00	39,872.00	0.00	0.00	39,872.00	0.00
Undistributed expense-instruction		2,201,423.00	0.00	2,201,423.00	0.00	137,120.00	2,064,303.00	0.00
11-000-211-100	Salaries	36,500.00	0.00	36,500.00	0.00	36,500.00	0.00	0.00
Attendance and social work svcs		36,500.00	0.00	36,500.00	0.00	36,500.00	0.00	0.00
11-000-213-100	Salaries	70,008.00	0.00	70,008.00	2,218.00	67,790.00	0.00	0.00
11-000-213-300	Purchased Prof. & Tech. Svcs	10,000.00	0.00	10,000.00	0.00	0.00	10,000.00	0.00
11-000-213-600	HLTH SUP/MAT	10,000.00	0.00	10,000.00	0.00	0.00	10,000.00	0.00
Health services		90,008.00	0.00	90,008.00	2,218.00	67,790.00	20,000.00	0.00
11-000-216-100	Salaries	68,008.00	0.00	68,008.00	3,281.50	64,726.50	0.00	0.00
11-000-216-320	PUR PRF EDUC SV	224,400.00	0.00	224,400.00	0.00	0.00	224,400.00	0.00
11-000-216-600	SPEECH SUPPLIES	2,500.00	0.00	2,500.00	0.00	0.00	2,500.00	0.00
Other support svc-Related svcs		294,908.00	0.00	294,908.00	3,281.50	64,726.50	226,900.00	0.00
11-000-217-100	Salaries	86,620.00	0.00	86,620.00	1,596.00	85,024.00	0.00	0.00
Other support svc-Extra. svcs		86,620.00	0.00	86,620.00	1,596.00	85,024.00	0.00	0.00
11-000-218-104	RSUP PROF SAL	32,000.00	0.00	32,000.00	0.00	32,000.00	0.00	0.00
Other support svc-students-reg		32,000.00	0.00	32,000.00	0.00	32,000.00	0.00	0.00
11-000-219-104	OSUP SAL PROF	110,008.00	0.00	110,008.00	2,000.00	108,008.00	0.00	0.00
11-000-219-105	OSUP SAL SC/CL	11,400.00	0.00	11,400.00	0.00	11,400.00	0.00	0.00
11-000-219-320	OSUP PCH P/E SV	1,200.00	1,250.00	2,450.00	0.00	1,250.00	1,200.00	0.00
11-000-219-592	Misc Purch Svc (400-500 Series O/than Resi)	3,600.00	0.00	3,600.00	0.00	0.00	3,600.00	0.00
11-000-219-600	OSUP SUP/MAT	3,000.00	0.00	3,000.00	0.00	0.00	3,000.00	0.00
11-000-219-800	OSUP OTH OBJ	200.00	0.00	200.00	0.00	0.00	200.00	0.00
Other support svc-students-spec		129,408.00	1,250.00	130,658.00	2,000.00	120,658.00	8,000.00	0.00
11-000-221-102	OSUP SAL SUPRV	71,000.00	0.00	71,000.00	2,255.00	68,745.00	0.00	0.00
11-000-221-104	OSUP SAL O/PROF	41,000.00	0.00	41,000.00	3,416.68	37,583.32	0.00	0.00
11-000-221-500	Other Purchased Services (400-500 Series)	2,400.00	0.00	2,400.00	0.00	0.00	2,400.00	0.00
11-000-221-600	OSUP SUP/MAT	6,000.00	0.00	6,000.00	0.00	0.00	6,000.00	0.00
Impr of inst-other sup-instruc		120,400.00	0.00	120,400.00	5,671.68	106,328.32	8,400.00	0.00

Fund 11 (Current Expense Fund)

Expend. Account #	Account Title	Original Bgt	New App/Trnsf	Revised Bgt	Expenditures	Encumbrances	Avail Balance	Refunds
11-000-222-100	Salaries	63,000.00	0.00	63,000.00	0.00	63,000.00	0.00	0.00
11-000-222-600	LIB SUP/MAT	3,500.00	0.00	3,500.00	0.00	0.00	3,500.00	0.00
Library and educ media		66,500.00	0.00	66,500.00	0.00	63,000.00	3,500.00	0.00
11-000-223-390	PROF/TECH SVS	600.00	0.00	600.00	0.00	0.00	600.00	0.00
11-000-223-500	Other Purchased Services (400-500 Series)	6,300.00	0.00	6,300.00	0.00	0.00	6,300.00	0.00
Inst. staff training svcs		6,900.00	0.00	6,900.00	0.00	0.00	6,900.00	0.00
11-000-230-100	Salaries	101,700.00	0.00	101,700.00	13,466.68	88,233.32	0.00	0.00
11-000-230-331	ADM LEGAL SV	61,000.00	0.00	61,000.00	0.00	0.00	61,000.00	0.00
11-000-230-332	AUDIT FEES	29,900.00	0.00	29,900.00	0.00	0.00	29,900.00	0.00
11-000-230-334	Architectural/Engineering Svcs	2,000.00	0.00	2,000.00	0.00	0.00	2,000.00	0.00
11-000-230-530	Communications/Telephone	21,000.00	0.00	21,000.00	0.00	21,000.00	0.00	0.00
11-000-230-585	BOE Other Purchased Services	16,000.00	0.00	16,000.00	0.00	0.00	16,000.00	0.00
11-000-230-590	Other Purchased Services (400-500 Series)	6,100.00	0.00	6,100.00	0.00	5,500.00	600.00	0.00
11-000-230-610	GEN SUPPLIES	2,500.00	0.00	2,500.00	0.00	10.00	2,490.00	0.00
11-000-230-820	ADM JUDGMENTS	20,000.00	0.00	20,000.00	0.00	0.00	20,000.00	0.00
11-000-230-890	ADM MISC EXP	1,000.00	0.00	1,000.00	0.00	0.00	1,000.00	0.00
11-000-230-895	BOE DUES/FEES	8,000.00	0.00	8,000.00	0.00	4,762.35	3,237.65	0.00
Support svc-general admin		269,200.00	0.00	269,200.00	13,466.68	119,505.67	136,227.65	0.00
11-000-240-103	USS SAL PRINC	85,000.00	0.00	85,000.00	13,033.34	71,966.66	0.00	0.00
Support svc-school admin		85,000.00	0.00	85,000.00	13,033.34	71,966.66	0.00	0.00
11-000-251-100	Salaries	132,600.00	0.00	132,600.00	11,550.00	121,050.00	0.00	0.00
11-000-251-330	purch prof svcs	2,500.00	0.00	2,500.00	0.00	0.00	2,500.00	0.00
11-000-251-340	Purch Tech Svcs	0.00	10,815.00	10,815.00	0.00	10,815.00	0.00	0.00
11-000-251-592	Other Purchased Services (400-500 Series)	1,350.00	0.00	1,350.00	0.00	0.00	1,350.00	0.00
11-000-251-600	Supplies/Materials	1,600.00	0.00	1,600.00	0.00	0.00	1,600.00	0.00
11-000-251-890	Other Objects	2,300.00	0.00	2,300.00	0.00	0.00	2,300.00	0.00
Undist Exp Sup Serv Sch Adm		140,350.00	10,815.00	151,165.00	11,550.00	131,865.00	7,750.00	0.00
11-000-252-100	Salaries	41,000.00	0.00	41,000.00	3,416.66	37,583.34	0.00	0.00
11-000-252-340	Pur Technical Svcs	14,000.00	5,537.75	19,537.75	0.00	19,537.75	0.00	0.00
11-000-252-500	Other Purchased Services (400-500 Series)	1,500.00	0.00	1,500.00	0.00	0.00	1,500.00	0.00
11-000-252-600	Supplies/Materials	8,000.00	(5,481.75)	2,518.25	0.00	56.00	2,462.25	0.00
Undist Exp Adm Technology		64,500.00	56.00	64,556.00	3,416.66	57,177.09	3,962.25	0.00
11-000-261-420	CLN/RPR/MAINT	76,000.00	75,669.24	151,669.24	0.00	52,653.62	99,015.62	0.00
11-000-261-610	MAINT SUPPLIES	6,400.00	0.00	6,400.00	0.00	0.00	6,400.00	0.00
Required Maint for School Facilities		82,400.00	75,669.24	158,069.24	0.00	52,653.62	105,415.62	0.00
11-000-262-100	Salaries	209,660.00	0.00	209,660.00	13,633.34	196,026.66	0.00	0.00
11-000-262-300	PROF/TECH SVS	25,000.00	0.00	25,000.00	0.00	0.00	25,000.00	0.00
11-000-262-340	PUR TECH SVS	86,000.00	(15,000.00)	71,000.00	0.00	0.00	71,000.00	0.00
11-000-262-420	CLN/RPR/MAINT	0.00	15,000.00	15,000.00	0.00	15,000.00	0.00	0.00
11-000-262-490	Other Purch Property Services	8,800.00	0.00	8,800.00	0.00	0.00	8,800.00	0.00
11-000-262-520	PROPERTY INSURANCE	56,000.00	0.00	56,000.00	0.00	0.00	56,000.00	0.00
11-000-262-590	Miscellaneous Purch Services	7,000.00	0.00	7,000.00	0.00	0.00	7,000.00	0.00
11-000-262-610	SUPPLIES	52,000.00	0.00	52,000.00	0.00	454.00	51,546.00	0.00
11-000-262-621	Energy (Natural Gas)	76,000.00	0.00	76,000.00	0.00	0.00	76,000.00	0.00
11-000-262-622	Energy (Electricity)	42,000.00	0.00	42,000.00	0.00	40,000.00	2,000.00	0.00
11-000-262-626	Energy (Gasoline)	12,000.00	0.00	12,000.00	0.00	0.00	12,000.00	0.00
11-000-262-800	OTH OBJECTS	2,000.00	0.00	2,000.00	0.00	0.00	2,000.00	0.00
Custodial Serv. & Building Rentals		576,460.00	0.00	576,460.00	13,633.34	251,480.66	311,346.00	0.00
11-000-263-420	Cleaning Repair & Maint Svcs.	1,500.00	3,120.00	4,620.00	0.00	4,620.00	0.00	0.00
11-000-263-610	General Supplies	2,500.00	0.00	2,500.00	0.00	0.00	2,500.00	0.00
11-000-263-800	Other Objects	2,500.00	0.00	2,500.00	0.00	0.00	2,500.00	0.00
Care & Upkeep of Grounds		6,500.00	3,120.00	9,620.00	0.00	4,620.00	5,000.00	0.00
11-000-266-100	Salaries	60,000.00	0.00	60,000.00	0.00	60,000.00	0.00	0.00
11-000-266-610	General Supplies	2,000.00	0.00	2,000.00	0.00	0.00	2,000.00	0.00
Security		62,000.00	0.00	62,000.00	0.00	60,000.00	2,000.00	0.00

Expend. Account #	Account Title	Original Bgt	New App/Trnsf	Revised Bgt	Expenditures	Encumbrances	Avail Balance	Refunds
11-000-270-160	TRANS SAL	84,820.00	0.00	84,820.00	2,316.66	82,503.34	0.00	0.00
11-000-270-161	TRANS SPEC SAL	46,400.00	0.00	46,400.00	2,316.66	44,083.34	0.00	0.00
11-000-270-350	Manage Fee-ESC&CTSA Trans Prog	9,783.00	0.00	9,783.00	0.00	0.00	9,783.00	0.00
11-000-270-420	TRNS REP/MAINT	36,000.00	0.00	36,000.00	0.00	0.00	36,000.00	0.00
11-000-270-442	Rental Payments - School Buses	6,000.00	0.00	6,000.00	0.00	0.00	6,000.00	0.00
11-000-270-503	AILU PAYMENTS	18,000.00	0.00	18,000.00	0.00	0.00	18,000.00	0.00
11-000-270-505	AID-IN-LIEU CHOICE SCHOOL	2,000.00	0.00	2,000.00	0.00	0.00	2,000.00	0.00
11-000-270-512	TRNS CONT OTH	20,000.00	0.00	20,000.00	0.00	0.00	20,000.00	0.00
11-000-270-513	TRNS JOINT	14,000.00	0.00	14,000.00	0.00	0.00	14,000.00	0.00
11-000-270-515	TRNS SP ED JNT	64,501.00	0.00	64,501.00	0.00	0.00	64,501.00	0.00
11-000-270-518	ContrServ(SpEd Stud)ESCs&CTSAs	244,590.00	0.00	244,590.00	0.00	0.00	244,590.00	0.00
11-000-270-600	TRNS SUP/MAT	96,000.00	0.00	96,000.00	0.00	27,000.00	69,000.00	0.00
11-000-270-615	Transportation Supplies	26,000.00	0.00	26,000.00	0.00	0.00	26,000.00	0.00
11-000-270-800	Other Objects	8,000.00	0.00	8,000.00	0.00	0.00	8,000.00	0.00
Student transportation svcs		676,094.00	0.00	676,094.00	4,633.32	153,586.68	517,874.00	0.00
11-000-291-220	SOC SEC CONTRIB	57,630.00	0.00	57,630.00	6,189.20	0.00	51,440.80	0.00
11-000-291-241	Other Retirement Contrib-ERIP	66,507.00	0.00	66,507.00	0.00	0.00	66,507.00	0.00
11-000-291-250	UNEMP	14,300.00	0.00	14,300.00	168.90	0.00	14,131.10	0.00
11-000-291-260	WORKMEN COMP	46,000.00	0.00	46,000.00	0.00	0.00	46,000.00	0.00
11-000-291-270	HEALTH BENEFITS	1,191,749.00	151,962.12	1,343,711.12	150,043.13	1,051,091.03	142,576.96	827.96
11-000-291-280	TUITION RMBRSMN	18,500.00	0.00	18,500.00	0.00	0.00	18,500.00	0.00
11-000-291-290	OTH EMPL BENFIT	36,500.00	0.00	36,500.00	0.00	0.00	36,500.00	0.00
Employee Benefits		1,431,186.00	151,962.12	1,583,148.12	156,401.23	1,051,091.03	375,655.86	827.96
606	Increase in Maint Rsv	120.00	0.00	120.00	0.00	0.00	120.00	0.00
611	Incr in Impact Aid (Gen) Rsv	0.00	0.00	0.00	0.00	0.00	0.00	0.00
Grand Totals for fund 11:		8,549,516.00	244,339.98	8,793,855.98	261,748.06	4,582,993.02	3,949,114.90	827.96

Fund 12 (Capital Outlay Fund)

Expend. Account #	Account Title	Original Bgt	New App/Trnsf	Revised Bgt	Expenditures	Encumbrances	Avail Balance	Refunds
604	Increase in Cap Rsv	700.00	0.00	700.00	65.58	0.00	634.42	\$0.00
12-120-100-730	GR 1-5 EQUIP	35,750.00	0.00	35,750.00	0.00	0.00	35,750.00	0.00
Equip		35,750.00	0.00	35,750.00	0.00	0.00	35,750.00	0.00
12-000-400-334	Architectural/Engineering Svcs	117,800.00	0.00	117,800.00	0.00	0.00	117,800.00	0.00
12-000-400-450	CONSTRUCTN SVS	2,157,785.00	0.00	2,157,785.00	0.00	0.00	2,157,785.00	0.00
12-000-400-896	Debt Serv SDA Funding	993.00	0.00	993.00	0.00	0.00	993.00	0.00
Facil acquis/const		2,276,578.00	0.00	2,276,578.00	0.00	0.00	2,276,578.00	0.00
Grand Totals for fund 12:		2,313,028.00	0.00	2,313,028.00	65.58	0.00	2,312,962.42	0.00

Fund 16 (ARRA-ESF)

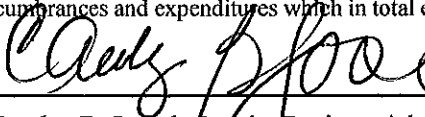
Expend. Account #	Account Title	Original Bgt	New App/Trnsf	Revised Bgt	Expenditures	Encumbrances	Avail Balance	Refunds
Grand Totals for fund 16:		0.00	0.00	0.00	0.00	0.00	0.00	0.00

Fund 17 (ARRA-GSF)

Expend. Account #	Account Title	Original Bgt	New App/Trnsf	Revised Bgt	Expenditures	Encumbrances	Avail Balance	Refunds
Grand Totals for fund 17:		0.00	0.00	0.00	0.00	0.00	0.00	0.00

Grand Totals for all Subfunds of Fund 10: 11,419,183.00 244,339.98 11,663,522.98 261,813.64 4,614,233.02 6,787,476.32 827.96

Pursuant to N.J.A.C. 6A:23A-16.10(c)3, I certify that as of the date of this report no budgetary line item account has encumbrances and expenditures which in total exceed the line item appropriation in violation of 6A:23A-16.10(a).


 Carolyn B. Joseph, Interim Business Administrator

9/24/21
 Date

Interim Balance Sheet

ASSETS AND RESOURCES

ASSETS			
101 Cash in checking account		\$ (68,015.74)	
102-106 Other cash equivalents		\$ 0.00	
Total cash			\$ (68,015.74)
111 Investments			\$ 0.00
114 Investment interest receivable			\$ 0.00
121 Tax levy receivable			\$ 0.00
Accounts receivable			
132 Interfund		\$ 0.00	
141 Intergovernmental - state		\$ 67,684.50	
142 Intergovernmental - federal		\$ (50,723.73)	
143 Intergovernmental - other		\$ 0.00	
153 Other Accounts Receivable		\$ 0.00	
			\$ 16,960.77
Loans receivable			
131 Interfund		\$ 0.00	
151 Other Loans Receivable		\$ 0.00	
			\$ 0.00
199 Other current assets			\$ 0.00
RESOURCES			
301 Estimated revenues (from adjusted budget)		\$ 1,478,438.00	
302 Less: revenues collected or accrued		\$ 0.00	
			\$ 1,478,438.00
TOTAL ASSETS AND RESOURCES			<u>\$ 1,427,383.03</u>

LIABILITIES AND FUND EQUITY

LIABILITIES			
401 Interfund loans payable			\$ 0.00
402 Interfund accounts payable			\$ 0.00
411 Intergovernmental accounts payable - state			\$ 0.00
412 Intergovernmental accounts payable - federal			\$ 70.30
413 Intergovernmental accounts payable - other			\$ 0.00
421 Accounts payable			\$ 21,313.14
422 Judgments payable			\$ 0.00
430 Compensated absences payable			\$ 0.00
431 Contracts payable			\$ 0.00
451 Loans payable			\$ 0.00
481 Deferred revenues			\$ 218,280.35
499 Other current liabilities			\$ 0.00
Total liabilities			<u>\$ 239,663.79</u>

FUND EQUITY

Appropriated:

753 Reserve for encumbrances - current year			\$	732,041.82	
754 Reserve for encumbrances - prior year			\$	60,501.72	
760 Other reserves			\$	0.00	
771 Designated Fund Balance			\$	0.00	
601 Appropriations		\$	1,539,205.26		
602 Less: expenditures	\$	10,134.44			
603 Less: encumbrances	\$	792,543.54	\$	(802,677.98)	\$
Appropriations less expenditures				<u>736,527.28</u>	\$
					1,529,070.82

Unappropriated:

770 Fund Balance, July 1, 2021			\$	(341,351.58)	
303 Less: budgeted fund balance			\$	0.00	
Unappropriated fund balance					\$
Total fund equity					<u>(341,351.58)</u>
					<u>1,187,719.24</u>
TOTAL LIABILITIES AND FUND EQUITY					<u>\$ 1,427,383.03</u>

Revenues/Sources of Funds

Acct Group	Group Title	Budgeted Est.	Transfers	Adj. Budget	Act to Date	Unrealized Under/(Over)
Info Only	Revenue Req'd to Balance	0.00	60,767.26	60,767.26	802,677.98	(741,910.72)
52xx	From Transfers	0.00	0.00	0.00	0.00	0.00
1xxx	From Local Sources	0.00	0.00	0.00	0.00	0.00
2xxx	From Intermediate Sources	0.00	0.00	0.00	0.00	0.00
3xxx	From State Sources	729,465.00	0.00	729,465.00	0.00	729,465.00
4xxx	From Federal Sources	748,973.00	0.00	748,973.00	0.00	748,973.00
5xxx	From Other Sources	0.00	0.00	0.00	0.00	0.00
Grand Totals		1,478,438.00	60,767.26	1,539,205.26	802,677.98	736,527.28

Fund 20 (Special Revenue Fund)

Account Group	Group Title	Original Bgt	New App/Trnsf	Revised Bgt	Expenditures	Encumbrances	Avail Balance	Refunds
Preschool Education Aid		729,465.00	55.40	729,520.40	9,870.18	461,812.22	257,838.00	0.00
TITLE I (NEW)		113,583.00	30,144.08	143,727.08	197.96	108,277.84	35,251.28	0.00
IDEA Part B		100,108.00	0.00	100,108.00	0.00	0.00	100,108.00	0.00
IDEA PSH		4,423.00	0.00	4,423.00	0.00	0.00	4,423.00	0.00
IDEA PSH C/O		0.00	84.60	84.60	66.30	18.30	0.00	0.00
TITLE VI REAP		0.00	27,725.18	27,725.18	0.00	27,725.18	0.00	0.00
TITLE II-A EISENHOWER		8,564.00	0.00	8,564.00	0.00	0.00	8,564.00	0.00
Title IV (Drug Free)		10,000.00	0.00	10,000.00	0.00	0.00	10,000.00	0.00
CARES ACT		0.00	2,758.00	2,758.00	0.00	2,758.00	0.00	0.00
ESSER II		439,115.00	0.00	439,115.00	0.00	0.00	439,115.00	0.00
Learning Acceleration		28,180.00	0.00	28,180.00	0.00	0.00	28,180.00	0.00
Mental Health		45,000.00	0.00	45,000.00	0.00	0.00	45,000.00	0.00
Esser III		0.00	0.00	0.00	0.00	191,952.00	(191,952.00)	0.00
Grand Totals for fund 20:		1,478,438.00	60,767.26	1,539,205.26	10,134.44	792,543.54	736,527.28	0.00

Revenues Summary

Acct Group	Group Title	Budgeted Est.	Transfers	Adj. Budget	Act to Date	Unrealized Under/(Over)
Info Only	Revenue Req'd to Balance	0.00	60,767.26	60,767.26	802,677.98	(741,910.72)
20-5200-000-000	Interfund Transfers.	0.00	0.00	0.00	0.00	0.00
20-3218-218-000	Presch Ed Aid & Pr Yr Carryovr	729,465.00	0.00	729,465.00	0.00	729,465.00
20-4000-223-000	ARP IDEA Basic/PSchool	0.00	0.00	0.00	0.00	0.00
20-4411-231-000	TITLE I	113,583.00	0.00	113,583.00	0.00	113,583.00
20-4413-234-000	TITLE I C/O	0.00	0.00	0.00	0.00	0.00
20-4420-250-000	IDEA PART B	100,108.00	0.00	100,108.00	0.00	100,108.00
20-4422-251-000	IDEA C/O	0.00	0.00	0.00	0.00	0.00
20-4423-252-000	IDEA P/S	4,423.00	0.00	4,423.00	0.00	4,423.00
20-4423-253-000	IDEA PSH C/O	0.00	0.00	0.00	0.00	0.00
20-4451-270-000	EISENHOWER PART D	0.00	0.00	0.00	0.00	0.00
20-4452-272-000	TITLE II - EISENHOWER PART	8,564.00	0.00	8,564.00	0.00	8,564.00
20-4452-273-000	TITLE II-A C/O	0.00	0.00	0.00	0.00	0.00
20-4471-280-000	TITLE IV - STUDENT SUPPORTI	10,000.00	0.00	10,000.00	0.00	10,000.00
20-4471-281-000	TITLE IV C/O	0.00	0.00	0.00	0.00	0.00
20-4530-477-000	CARES ACT	0.00	0.00	0.00	0.00	0.00
20-4534-483-000	CRRSA Act - ESSER II	439,115.00	0.00	439,115.00	0.00	439,115.00
20-4535-484-000	CRRSA - Learning Accel. Grant	28,180.00	0.00	28,180.00	0.00	28,180.00
20-4536-485-000	CRRSA - Mental Health Grant	45,000.00	0.00	45,000.00	0.00	45,000.00
20-4540-487-000	ARP-ESSER	0.00	0.00	0.00	0.00	0.00
Grand Totals		1,478,438.00	60,767.26	1,539,205.26	802,677.98	736,527.28

Minimum Expense General Ledger Report

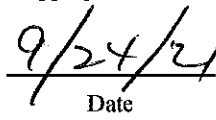
Fund 20 (Special Revenue Fund)

Expend. Account #	Account Title	Original Bgt	New App/Trnsf	Revised Bgt	Expenditures	Encumbrances	Avail Balance	Refunds
20-218-100-101	Salaries of Teachers	0.00	0.00	0.00	5,533.25	0.00	(5,533.25)	0.00
20-218-100-106	Other Salaries for Instruction	0.00	0.00	0.00	1,093.75	0.00	(1,093.75)	0.00
20-218-100-600	General Supplies	40,000.00	55.40	40,055.40	0.00	55.40	40,000.00	0.00
20-218-200-102	Sal-Supervisors of Instruction	248,000.00	0.00	248,000.00	2,323.34	245,676.66	0.00	0.00
20-218-200-104	Sal - Other Professional Staff	142,000.00	0.00	142,000.00	0.00	142,000.00	0.00	0.00
20-218-200-110	Other Salaries	10,000.00	0.00	10,000.00	919.84	9,080.16	0.00	0.00
20-218-200-176	Salaries of Master Teachers	65,000.00	0.00	65,000.00	0.00	65,000.00	0.00	0.00
20-218-200-200	Personal Services-Emp Benefits	147,961.00	0.00	147,961.00	0.00	0.00	147,961.00	0.00
20-218-200-329	Other Purch Prof - Ed Services	5,000.00	0.00	5,000.00	0.00	0.00	5,000.00	0.00
20-218-200-330	Other Purchased Prof Services	15,000.00	0.00	15,000.00	0.00	0.00	15,000.00	0.00
20-218-200-420	Cleaning Repair & Maint Svcs.	12,000.00	0.00	12,000.00	0.00	0.00	12,000.00	0.00
20-218-200-440	Rentals	2,000.00	0.00	2,000.00	0.00	0.00	2,000.00	0.00
20-218-200-511	Contr Serv-Trans(Bet Home&Sch)	4,000.00	0.00	4,000.00	0.00	0.00	4,000.00	0.00
20-218-200-516	Contr Serv-Trans.(Field Trips)	1,000.00	0.00	1,000.00	0.00	0.00	1,000.00	0.00
20-218-200-580	Travel	1,000.00	0.00	1,000.00	0.00	0.00	1,000.00	0.00
20-218-200-600	Supplies and Materials	3,504.00	0.00	3,504.00	0.00	0.00	3,504.00	0.00
20-218-200-800	Other Objects	1,000.00	0.00	1,000.00	0.00	0.00	1,000.00	0.00
20-218-400-731	Instructional Equipment	30,000.00	0.00	30,000.00	0.00	0.00	30,000.00	0.00
20-218-400-732	Noninstructional Equipment	2,000.00	0.00	2,000.00	0.00	0.00	2,000.00	0.00
Preschool Education Aid		729,465.00	55.40	729,520.40	9,870.18	461,812.22	257,838.00	0.00
20-231-100-101	TITLE I SALARIES	78,333.00	0.00	78,333.00	0.00	78,333.00	0.00	0.00
20-231-100-600	Supplies & Materials	0.00	30,144.08	30,144.08	197.96	29,944.84	1.28	0.00
20-231-200-200	BENEFITS	35,250.00	0.00	35,250.00	0.00	0.00	35,250.00	0.00
TITLE I (NEW)		113,583.00	30,144.08	143,727.08	197.96	108,277.84	35,251.28	0.00
20-250-100-500	Other Purchased Services	100,108.00	0.00	100,108.00	0.00	0.00	100,108.00	0.00
IDEA Part B		100,108.00	0.00	100,108.00	0.00	0.00	100,108.00	0.00
20-252-100-600	Instructional Supplies	4,423.00	0.00	4,423.00	0.00	0.00	4,423.00	0.00
IDEA PSH		4,423.00	0.00	4,423.00	0.00	0.00	4,423.00	0.00
20-253-100-600	Instructional Supplies	0.00	84.60	84.60	66.30	18.30	0.00	0.00
IDEA PSH C/O		0.00	84.60	84.60	66.30	18.30	0.00	0.00
20-269-100-600	SUPPLIES	0.00	27,725.18	27,725.18	0.00	27,725.18	0.00	0.00
TITLE VI REAP		0.00	27,725.18	27,725.18	0.00	27,725.18	0.00	0.00
20-272-200-320	PUR PROF ED SVS	8,564.00	0.00	8,564.00	0.00	0.00	8,564.00	0.00
TITLE II-A EISENHOWER		8,564.00	0.00	8,564.00	0.00	0.00	8,564.00	0.00
20-280-100-600	Instructional Supplies	10,000.00	0.00	10,000.00	0.00	0.00	10,000.00	0.00
Title IV (Drug Free)		10,000.00	0.00	10,000.00	0.00	0.00	10,000.00	0.00
20-477-200-500	Other Purchased Services	0.00	2,758.00	2,758.00	0.00	2,758.00	0.00	0.00
CARES ACT		0.00	2,758.00	2,758.00	0.00	2,758.00	0.00	0.00
20-483-400-720	CRRSA - ESSER II Grant Program	439,115.00	0.00	439,115.00	0.00	0.00	439,115.00	0.00
ESSER II		439,115.00	0.00	439,115.00	0.00	0.00	439,115.00	0.00
20-484-100-101	Learning Acceler - SalTcher	20,000.00	0.00	20,000.00	0.00	0.00	20,000.00	0.00
20-484-100-600	Learning Acceler - Supplies	3,090.00	0.00	3,090.00	0.00	0.00	3,090.00	0.00
20-484-100-800	Learning Acceler -Other	456.00	0.00	456.00	0.00	0.00	456.00	0.00
20-484-200-100	Learning Accel -Salaries	13.00	0.00	13.00	0.00	0.00	13.00	0.00
20-484-200-200	Learning Accel - Benefits	1,531.00	0.00	1,531.00	0.00	0.00	1,531.00	0.00
20-484-200-300	Learning Accel - Prof & Tech	3,090.00	0.00	3,090.00	0.00	0.00	3,090.00	0.00
Learning Acceleration		28,180.00	0.00	28,180.00	0.00	0.00	28,180.00	0.00
20-485-100-101	Mental Health - Sal Tcher	12,000.00	0.00	12,000.00	0.00	0.00	12,000.00	0.00
20-485-100-800	Mental Health - Other	2,000.00	0.00	2,000.00	0.00	0.00	2,000.00	0.00
20-485-200-200	Mental Health - Benefits	918.00	0.00	918.00	0.00	0.00	918.00	0.00
20-485-200-300	Mental Health - Prof & Tech	22,000.00	0.00	22,000.00	0.00	0.00	22,000.00	0.00
20-485-200-500	Mental Health - Other Purch	3,000.00	0.00	3,000.00	0.00	0.00	3,000.00	0.00
20-485-200-600	Mental Health - Supplies	5,082.00	0.00	5,082.00	0.00	0.00	5,082.00	0.00
Mental Health		45,000.00	0.00	45,000.00	0.00	0.00	45,000.00	0.00
20-487-100-101	ESSER - Tchr Salaries	0.00	0.00	0.00	0.00	117,852.00	(117,852.00)	0.00
20-487-100-600	ARP ESSER Supplies	0.00	0.00	0.00	0.00	74,100.00	(74,100.00)	0.00
Esser III		0.00	0.00	0.00	0.00	191,952.00	(191,952.00)	0.00
Grand Totals for fund 20:		1,478,438.00	60,767.26	1,539,205.26	10,134.44	792,543.54	736,527.28	0.00

Pursuant to N.J.A.C. 6A:23A-16.10(c)3, I certify that as of the date of this report no budgetary line item account has encumbrances and expenditures which in total exceed the line item appropriation in violation of 6A:23A-16.10(a).



Carolyn B. Joseph, Interim Business Administrator



Date

Interim Balance Sheet

ASSETS AND RESOURCES

ASSETS			
101 Cash in checking account	\$	2,126.38	
102-106 Other cash equivalents	\$	0.00	
Total cash			\$ 2,126.38
111 Investments			\$ 0.00
114 Investment interest receivable			\$ 0.00
121 Tax levy receivable			\$ 0.00
Accounts receivable			
132 Interfund	\$	0.00	
141 Intergovernmental - state	\$	(0.11)	
142 Intergovernmental - federal	\$	(219.78)	
143 Intergovernmental - other	\$	0.00	
153 Other Accounts Receivable	\$	3,753.40	
			\$ 3,533.51
Loans receivable			
131 Interfund	\$	3,774.90	
151 Other Loans Receivable	\$	0.00	
			\$ 3,774.90
199 Other current assets			\$ 0.00
241 Machinery and Equipment			\$ 22,205.00
242 Accumulated Depreciation on Machinery and Equipment			\$ (15,332.00)
RESOURCES			
301 Estimated revenues (from adjusted budget)	\$	0.00	
302 Less: revenues collected or accrued	\$	(9,106.86)	
			\$ (9,106.86)
TOTAL ASSETS AND RESOURCES			\$ 7,200.93

LIABILITIES AND FUND EQUITY

LIABILITIES			
401 Interfund loans payable			\$ 11,000.00
402 Interfund accounts payable			\$ 0.00
411 Intergovernmental accounts payable - state			\$ 0.00
412 Intergovernmental accounts payable - federal			\$ 0.00
413 Intergovernmental accounts payable - other			\$ 0.00
421 Accounts payable			\$ 0.00
422 Judgments payable			\$ 0.00
430 Compensated absences payable			\$ 0.00
431 Contracts payable			\$ 0.00
451 Loans payable			\$ 0.00
481 Deferred revenues			\$ 0.00
499 Other current liabilities			\$ 0.00
Total liabilities			\$ 11,000.00

FUND EQUITY

Appropriated:

753 Reserve for encumbrances - current year			\$	0.00	
754 Reserve for encumbrances - prior year			\$	0.00	
760 Other reserves			\$	0.00	
771 Designated Fund Balance			\$	0.00	
601 Appropriations		\$	0.00		
602 Less: expenditures	\$	0.00			
603 Less: encumbrances	\$	0.00	\$	0.00	\$
Appropriations less expenditures					0.00

Unappropriated:

770 Fund Balance, July 1, 2021			\$	(10,672.07)	
303 Less: budgeted fund balance			\$	0.00	
Unappropriated fund balance					\$ (10,672.07)
Total fund equity					\$ (10,672.07)

TOTAL LIABILITIES AND FUND EQUITY

\$ 327.93

RECAPITULATION OF FUND BALANCE - CURRENT YEAR ACTIVITY

	Budgeted	Actual	Variance
Appropriations	\$ 0.00	\$ 0.00	\$ 0.00
Less: Revenues	\$ 0.00	\$ (9,106.86)	\$ 9,106.86
Subtotal	\$ 0.00	\$ (9,106.86)	\$ 9,106.86
Less: adjustment to appropriations for Prior Year Encumbrances	\$ 0.00	\$ 0.00	\$ 0.00
Total current year budgeted fund balance	\$ 0.00	\$ (9,106.86)	\$ 9,106.86
Add: Unappropriated fund balance			\$ (10,672.07)
Total of budgeted and unappropriated fund balance			\$ (1,565.21)

Revenues/Sources of Funds

Acct Group	Group Title	Budgeted Est.	Transfers	Adj. Budget	Act to Date	Unrealized Under/(Over)
Recap	From Recap of Fund Balance	0.00	0.00	0.00	(9,106.86)	9,106.86
52xx	From Transfers	0.00	0.00	0.00	0.00	0.00
1xxx	From Local Sources	0.00	0.00	0.00	0.67	(0.67)
2xxx	From Intermediate Sources	0.00	0.00	0.00	0.00	0.00
3xxx	From State Sources	0.00	0.00	0.00	3,927.68	(3,927.68)
4xxx	From Federal Sources	0.00	0.00	0.00	5,178.51	(5,178.51)
5xxx	From Other Sources	0.00	0.00	0.00	0.00	0.00
Grand Totals		0.00	0.00	0.00	0.00	0.00

Fund 60 (Food Service)

Account Group	Group Title	Original Bgt	New App/Trnsf	Revised Bgt	Expenditures	Encumbrances	Avail Balance	Refunds
Grand Totals for fund 60:		0.00	0.00	0.00	0.00	0.00	0.00	0.00

Revenues Summary

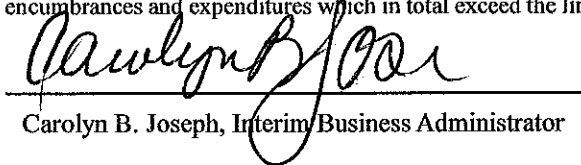
Acct Group	Group Title	Budgeted Est.	Transfers	Adj. Budget	Act to Date	Unrealized Under/(Over)
Recap	From Recap of Fund Balance	0.00	0.00	0.00	(9,106.86)	9,106.86
60-1510-000-000	FOOD SERV INTEREST	0.00	0.00	0.00	0.67	(0.67)
60-1611-000-000	MEAL PROGRAM	0.00	0.00	0.00	0.00	0.00
60-3220-000-000	STATE LUNCH REIMB	0.00	0.00	0.00	718.48	(718.48)
60-3221-000-000	STATE BRKFST REIMB	0.00	0.00	0.00	3,209.20	(3,209.20)
60-4461-000-000	FEDERAL BRKFST REIMB	0.00	0.00	0.00	0.00	0.00
60-4462-000-000	FEDERAL LUNCH REIMB	0.00	0.00	0.00	5,178.51	(5,178.51)
Grand Totals		0.00	0.00	0.00	0.00	0.00

Minimum Expense General Ledger Report

Fund 60 (Food Service)

Expend. Account #	Account Title	Original Bgt	New App/Trnsf	Revised Bgt	Expenditures	Encumbrances	Avail Balance	Refunds
Grand Totals for fund 60:		0.00	0.00	0.00	0.00	0.00	0.00	0.00

Pursuant to N.J.A.C. 6A:23A-16.10(c)3, I certify that as of the date of this report no budgetary line item account has encumbrances and expenditures which in total exceed the line item appropriation in violation of 6A:23A-16.10(a).


 Carolyn B. Joseph, Interim Business Administrator

9/24/21
 Date

Interim Balance Sheet

ASSETS AND RESOURCES

ASSETS

101 Cash in checking account	\$ 2,133.58	
102-106 Other cash equivalents	\$ 0.00	
Total cash		\$ 2,133.58
111 Investments		\$ 0.00
114 Investment interest receivable		\$ 0.00
121 Tax levy receivable		\$ 0.00
Accounts receivable		
132 Interfund	\$ 0.00	
141 Intergovernmental - state	\$ 0.00	
142 Intergovernmental - federal	\$ 0.00	
143 Intergovernmental - other	\$ 0.00	
153 Other Accounts Receivable	\$ 0.00	
		\$ 0.00
Loans receivable		
131 Interfund	\$ 0.00	
151 Other Loans Receivable	\$ 0.00	
		\$ 0.00
199 Other current assets		\$ 0.00

RESOURCES

301 Estimated revenues (from adjusted budget)	\$ 0.00	
302 Less: revenues collected or accrued	\$ 0.00	
		\$ 0.00

TOTAL ASSETS AND RESOURCES

\$ 2,133.58

LIABILITIES AND FUND EQUITY

LIABILITIES

401 Interfund loans payable		\$ 1,287.29
402 Interfund accounts payable		\$ 8.39
411 Intergovernmental accounts payable - state		\$ 0.00
412 Intergovernmental accounts payable - federal		\$ 0.00
413 Intergovernmental accounts payable - other		\$ 0.00
421 Accounts payable		\$ 0.00
422 Judgments payable		\$ 0.00
430 Compensated absences payable		\$ 0.00
431 Contracts payable		\$ 0.00
432 Construction Contracts payable - Retainage		\$ 0.00
433 Construction Contracts payable		\$ 0.00
441 Matured Bonds payable		\$ 807.26
451 Loans payable		\$ 0.00
471 Payroll deductions and withholdings		\$ 0.00
481 Deferred revenues		\$ 0.00
499 Other current liabilities		\$ 0.00
Total liabilities		\$ 2,102.94

FUND EQUITY

Appropriated:

753 Reserve for encumbrances - current year			\$	0.00	
754 Reserve for encumbrances - prior year			\$	0.00	
760 Other reserves			\$	0.00	
771 Designated Fund Balance			\$	0.00	
601 Appropriations		\$	0.00		
602 Less: expenditures	\$	0.00			
603 Less: encumbrances	\$	0.00	\$	0.00	\$
Appropriations less expenditures					0.00

Unappropriated:

770 Fund Balance, July 1, 2021			\$	0.00	
303 Less: budgeted fund balance			\$	0.00	
Unappropriated fund balance					\$
Total fund equity					0.00

TOTAL LIABILITIES AND FUND EQUITY

\$ 2,102.94

RECAPITULATION OF FUND BALANCE - CURRENT YEAR ACTIVITY

	Budgeted	Actual	Variance
Appropriations	\$ 0.00	\$ 0.00	\$ 0.00
Less: Revenues	\$ 0.00	\$ 0.00	\$ 0.00
Subtotal	<u>\$ 0.00</u>	<u>\$ 0.00</u>	<u>\$ 0.00</u>
Less: adjustment to appropriations for Prior Year Encumbrances	\$ 0.00	\$ 0.00	\$ 0.00
Total current year budgeted fund balance	<u>\$ 0.00</u>	<u>\$ 0.00</u>	<u>\$ 0.00</u>
Add: Unappropriated fund balance			\$ 0.00
Total of budgeted and unappropriated fund balance			<u>\$ 0.00</u>

Revenues/Sources of Funds

Acct Group	Group Title	Budgeted Est.	Transfers	Adj. Budget	Act to Date	Unrealized Under/(Over)
Recap	From Recap of Fund Balance	0.00	0.00	0.00	0.00	0.00
52xx	From Transfers	0.00	0.00	0.00	0.00	0.00
1xxx	From Local Sources	0.00	0.00	0.00	0.00	0.00
2xxx	From Intermediate Sources	0.00	0.00	0.00	0.00	0.00
3xxx	From State Sources	0.00	0.00	0.00	0.00	0.00
4xxx	From Federal Sources	0.00	0.00	0.00	0.00	0.00
5xxx	From Other Sources	0.00	0.00	0.00	0.00	0.00
Grand Totals		0.00	0.00	0.00	0.00	0.00

Account Group	Group Title	Original Bgt	New App/Trnsf	Revised Bgt	Expenditures	Encumbrances	Avail Balance	Refunds
604	Increase in Cap Rsv	0.00	0.00	0.00	0.00	0.00	0.00	0.00
605	Increase in Sale/L.B. Rsv	0.00	0.00	0.00	0.00	0.00	0.00	0.00
606	Increase in Maint Rsv	0.00	0.00	0.00	0.00	0.00	0.00	0.00
607	Increase in Emergency Rsv	0.00	0.00	0.00	0.00	0.00	0.00	0.00
608	Increase in Debt Svc Rsv	0.00	0.00	0.00	0.00	0.00	0.00	0.00
609	Increase in Waiver Off. Rsv	0.00	0.00	0.00	0.00	0.00	0.00	0.00
610	Increase in Bus Ad. Rsv	0.00	0.00	0.00	0.00	0.00	0.00	0.00
611	Incr in Impact Aid (Gen) Rsv	0.00	0.00	0.00	0.00	0.00	0.00	0.00
612	Incr in Impact Aid (Cap) Rsv	0.00	0.00	0.00	0.00	0.00	0.00	0.00

Grand Totals for fund :


Revenues Summary

Acct Group	Group Title	Budgeted Est.	Transfers	Adj. Budget	Act to Date	Unrealized Under/(Over)
		0.00	0.00	0.00	0.00	0.00
307/309/317	Bgtd wdrwl from cap rsv	0.00	0.00	0.00	0.00	0.00
308	Bgtd wdrwl sale/leaseback rsv	0.00	0.00	0.00	0.00	0.00
310	Bgtd wdrwl from maint rsv	0.00	0.00	0.00	0.00	0.00
311	Bgtd wdrwl from tuition rsv	0.00	0.00	0.00	0.00	\$0.00
312	Bgtd wdrwl from emergency rsv	0.00	0.00	0.00	0.00	0.00
313	Bgtd wdrwl from debt svc rsv	0.00	0.00	0.00	0.00	0.00
314	Bgtd wdrwl from waiver offset rsv	\$0.00	0.00	\$0.00	\$0.00	0.00
315	Bgtd wdrwl Bus Ad Rsv for Fuel	0.00	0.00	0.00	0.00	0.00
318	Bgtd wdrwl Impact Aid Rsv (Gen)	0.00	0.00	0.00	0.00	0.00
319	Bgtd wdrwl Impact Aid Rsv (Cap)	0.00	0.00	0.00	0.00	0.00
Grand Totals		0.00	0.00	0.00	0.00	0.00

Minimum Expense General Ledger Report

Expend. Account #	Account Title	Original Bgt	New App/Tnsf	Revised Bgt	Expenditures	Encumbrances	Avail Balance	Refunds
604	Increase in Cap Rsv	0.00	0.00	0.00	0.00	0.00	0.00	\$0.00
605	Increase in Sale/Leaseback Rsv	0.00	0.00	0.00	0.00	0.00	0.00	0.00
606	Increase in Maint Rsv	0.00	0.00	0.00	0.00	0.00	0.00	0.00
607	Increase in Emergency Rsv	0.00	0.00	0.00	0.00	0.00	0.00	0.00
608	Increase in Debt Svc Rsv	0.00	0.00	0.00	0.00	0.00	0.00	0.00
609	Increase in Waiver Off. Rsv	\$0.00	\$0.00	\$0.00	0.00	0.00	0.00	0.00
610	Increase in Bus Ad. Rsv	0.00	0.00	0.00	0.00	0.00	0.00	0.00
611	Incr in Impact Aid (Gen) Rsv	0.00	0.00	0.00	0.00	0.00	0.00	0.00
612	Incr in Impact Aid (Cap) Rsv	0.00	0.00	0.00	0.00	0.00	0.00	0.00
Grand Totals for fund :								

Pursuant to N.J.A.C. 6A:23A-16.10(c)3, I certify that as of the date of this report no budgetary line item account has encumbrances and expenditures which in total exceed the line item appropriation in violation of 6A:23A-16.10(a).



9/24/21
Date